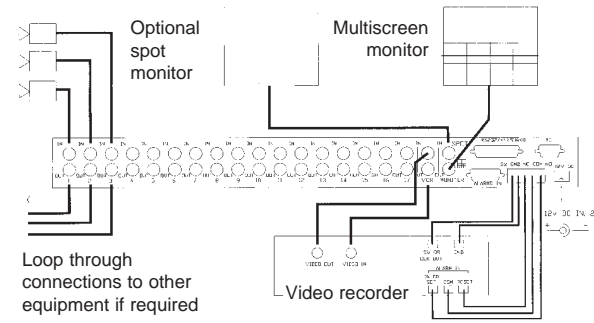




THE ULTIMATE VIDEO MULTIPLEXER

DRAX

A typical installation



Installation features and specification

Display	Timelapse rate and status
Lock	Keyswitch controls operator access
Video inputs	17 camera inputs ,BNC, Auto termination and loop through, VCR in. Colour or black + white
Video outputs	BNC video. Spot,main,VCR out. 1.0V p-p
YC IN/OUT	YC to monitor (We RECOMMEND this for the best display). YC IN/OUT for SVHS VCR (optional)
Alarm inputs	20 + disable. Spot monitor follows alarm
Alarm outputs	2 x SPCO relays on alarm and video loss
RS232 control	3 inputs for external keyboards or remote control. Output for optional feedback. 9600,N,8,1
Clock	Internal clock can be synchronised by RS232. Several DRAX can be linked together to synchronise the time
VCR control	VCR swipe input and alarm relay (SPCO) on one connector
True colour	16.67 million colours
Resolution	430 TV lines
Power	12-15VDC 2 amps max. Power loss protection for clock (3 months) and settings (no time limit)
Text	29 characters per camera. 60 character site name. Text on spot, Main and VCR output. Text via RS232.
Size	17.4" wide x 14.8" deep x 1.75" high (443 x 376 x 44.2mm). 1U 19" rack unit
Weight	12lbs (5.5Kg)

Special applications

1. Central playback systems
2. High speed transmission of many video images along one fibre optic or RF link

Other Products		
Miniplex - Simplex fast multiplexing 	Vision Link- Microwave video transmission 	Humbug - Video 'Hum' eliminator 

* tapes recorded on Drax are compatible with our other multiplexers

Distributed by

Tecton products are available from distributors worldwide

Installer friendly

Our new DRAX multiplexer automatically adjusts itself to the cameras and VCR that are connected.

Just connect the cameras, VCR switching pulse and power supply, and that's it!

A basic system is operational in minutes. No need to programme anything.

Installer menu options

- Protected by password. Customisation includes:
- Change camera and site text in position and content
 - Camera gain
 - Sequence rate for all monitors
 - Alarm duration and inputs
 - Video loss alarm
 - Select VCR type
 - Rearrange multiscreen displays
 - Activity detection
 - Set covert cameras



Remote Keyboard

- Minimum installation, 2 wires (TX and GND)
4 wires normally (7/0.2mm, DEFSTAN 61-12 part 4)
- Remote control. Unlimited distance with buffers
 - Three keyboards can be connected
 - One keyboard can control 99 DRAX!
 - Function buttons and Multi Quad selection
 - Optional camera control



Tecton Ltd. Fishers Pond, Eastleigh, Hampshire SO50 7HG, Great Britain
 Telephone: 02380 695858 Fax: 02380 695702
 International Fax: +44 (0) 2380 695702
 Web site: <http://tecton-cctv.com>




- 10,17 and 34 cameras
- Record all cameras
- Activity detection
- Replays other multiplexed tapes
- Incredibly fast
- Simple to use and install
- Timelapse status display
- Control panel lock switch
- Small moveable text
- Duplex / Simplex
- Covert Camera Option
- Auto VCR operation
- High resolution
- RS232 control from PC, Matrix
- Multiple remote keyboards
- Panic button
- Alarm interface
- YC and composite video outputs
- Multiscreen displays
- Spot monitor

Video Multiplexers from Tecton

VIDEO MULTIPLEXERS FROM TECTON

DRAX



The Drax excels at fast realtime (3Hr) recording. It records as many different images per second as it is possible to do.

The DRAX is twice as fast as our other products and 4 X faster than most. More images of an incident are recorded.

Simple to use and effective

A traditional CCTV system uses a video switcher to sequence through all your video cameras. The picture displayed is the one being recorded. You can be sure that if a robbery occurs at the front of your building, the back is being recorded.

With an advanced DRAX multiplexer all cameras are recorded at all times.


While recording is taking place, one image or several images can be displayed. If a robbery now occurs, all cameras can be replayed - nothing is missed.

The Drax is very easy to use


Its front panel allows quick selection of individual cameras or multiscreen displays. A simple keyswitch prevents bored security guards 'tinkering' with the controls.

No matter what is displayed, the high performance electronics within are recording all of the cameras connected, as fast as 50 images per second.

The DRAX is very flexible. We have designed it so that your CCTV installer can customise it to suit your needs and specifications.



Controls

- Multiscreen Display:** Press  for 4,9,10,13,16,25,pip.
- Freeze:** Press FREEZE to hold the image.
- Zoom:** Press 'ZOOM' to magnify the image X 2.
- Spot:** Press spot and camera number to select camera on the spot monitor.

- Full Screen Display:** Press a numbered button to display camera full screen. Press again to sequence.
- Record:** Press to Record all cameras.
- Play:** Press to replay cameras on tape.
- VCR View:** Press to view output of VCR directly. Use to take prints directly from video tape or to adjust the VCR menus.

Panic Button
Keyswitch control

Status display prevents bad recordings

A major problem with video multiplexers is that they often have not been adjusted to work correctly with the video recorder. Cameras are not recorded, or recorded too slowly, missing vital evidence.

Many users are not aware of this until it is too late.

Our unique status display allows you to quickly confirm that the VCR and multiplexer are working together. If the number on the VCR display and the DRAX are the same, no images will be lost. Anyone can quickly check this.

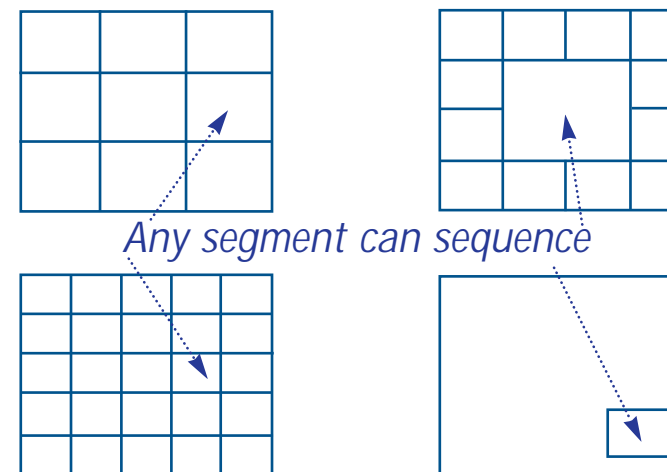
The DRAX can also be linked to the VCR. If the timelapse recording rate of the VCR is changed, the DRAX will change automatically.




High Performance

Tecton products are designed for High Performance, High Resolution recording of video pictures. Our products are not made with off the shelf 'chip sets' - they are handcrafted to get the best video performance. We have been making broadcast video and CCTV products for the last ten years. Our experience assures you, our customer, of reliable easy-to-use products well designed for use in your CCTV system.

Versatile Displays




Quad Sequence



The Tecton Advantage




Our active screen blanking electronics make sure that a black image appears on a multiscreen display if the video disappears, making video loss obvious. Other systems hold the last image!



All Tecton products record the complete image in height and width. This is quite unusual for a video multiplexer. You record what you have paid to see.



The DRAX has fine small text. This is burnt into the video image, preventing tampering or editing. Time and date on the image allows easy fast forward searching.



Resolution is guaranteed at 5.5MHz (430 TV lines). The test image above proves this.

Digital Video Engineering by Tecton

Tecton has a long history in the CCTV industry. Our engineers invented the first digital multiplexers in the late 1980's.

Thousands of our products are now installed worldwide. Our product expertise ranges from broadcast video, CCTV (especially video multiplexers) to RF transmission equipment.

Tecton products are widely used in Government and military organisations as well as the commercial sector. We have developed many special products for banks and retail organisations.

Tecton products are available directly from us or from our distributors worldwide. All our products are made to ISO 9002.

Tecton